

# Templemoor Infant and Nursery School





Nursery Home Learning: **Week Beginning 18<sup>th</sup> May 2020**






Hello Nursery children and grown-ups! Thank you so much to those of you who have emailed me to show me what you have been learning/making/doing at home. I love receiving emails from you and like emailing you back.

Please email me at **homelearningn@templemoor.trafford.sch.uk**

Here are this week's tasks so you can keep up with learning at home. Happy learning!

Subject Area	Task to Complete
Phonics	<p>Just a reminder of the letter sounds we have already learned at Nursery:- m, a, s, d, t, i, n, p, g, o, c, k, e, b, f, l and h.</p> <p>This week's sound is 'r'</p>  <p>When writing the letter the phrases is ... 'Down the robots back and curl over his arm'.</p> <p>Find things around you in the house or on your daily exercise that start with 'r'. Go on a 'r' letter hunt. Play 'Kim's Game' using objects beginning with 'r'.</p> <p>Play the sorting sounds powerpoint 'r' that can be found on the home learning page.</p> <p>We have also included an activity book to complete if you would like to.</p>
Reading / Storytelling	<p>Can each member of your family tell a story about the following pictures ?</p> <div></div>

<p>Speaking and Listening</p>	<div data-bbox="528 118 1302 304">  </div> <p>Speaking. Can you talk like a robot? (This is also how Fred the Frog talks in sounds in our phonics lessons we call it 'Fred talk')</p> <div data-bbox="515 421 906 600">  </div> <p>Break up a word into the sounds within it – can your child guess what you are saying? E.g. t-a-p / b-a-g / s-o-ck / c-u-p. Make sure the words you choose are simple and short. If this is tricky for your child, try just using the 'robot'/'Fred talk' when an item is in front of you – this will help your child to tune into the sounds in the word and will build their listening skills (e.g. Here is you c-o-a-t, let's do your z-i-p).</p>
<p>Writing</p>	<p>Talk to your child about how to write an 'r'. Encourage your child to write the letter in the air and then try to write some letter 'r's'. When writing the letter the phrases is ... 'Down the robots back and curl over his arm.</p> <p>In this weeks 'Project Work' I have suggested that your child makes menus for their own restaurant.</p>
<p>Mathematics</p>	<p>Last week we looked at 2d shapes. This week have a look at the seaside shape pictures attached. Talk about the shapes in the pictures. What shapes have been used for different parts of the picture.</p> <div data-bbox="616 1384 1166 1536">  </div> <p>Can you make your own shape picture? You might want to make a seaside shape picture or something beginning with 'r' e.g. rocket or robot. Or you could make a shape picture of something else. It's up to you!</p>
<p>Project Work</p>	<p>Make a restaurant and serve your family. You could pretend you are at the seaside and have a fish and chip restaurant!) Don't forget to make menus, set the table and dress smart!</p>

<p>Project Work continued ...</p>	<div data-bbox="517 87 785 353" data-label="Image"> </div> <p>You could always make your own playdough fish, chips and peas! If you wanted to make them last longer make <b>salt dough</b> fish, chips and peas and cook them slowly in the oven. Colour the doughs with food colourings, show your child how to shape the dough into fish shapes, cut/shape the dough into chip shapes, roll peas into chunky ball shapes. Great for fine motor skills. There is a simple salt dough recipe available to download on the home learning page.</p> <p>Have a look at the map attached on the home learning page of Lytham St. Annes (This is where we would have been going on the Nursery trip).</p> <p>Talk with your child about what they can see on the map. Ask them questions E.g. Can you find the windmill/pier/Blackpool Tower/train track/beach/airport/ park etc.</p> <div data-bbox="695 775 1056 1032" data-label="Image"> </div>
<p>Online Learning</p>	<p>Play your child the following catchy song on Youtube: 'Shapes songs for kids / The Singing Walrus'.  <a href="https://www.youtube.com/watch?v=OEbRDtCAFdU">https://www.youtube.com/watch?v=OEbRDtCAFdU</a></p>
<p>Other tasks to complete</p>	<p>Learn a rhyme. Have a look on <a href="http://www.bbc.co.uk/teach/school-radio/nursery-rhymes-songs-index/zhwdgwx">www.bbc.co.uk/teach/school-radio/nursery-rhymes-songs-index/zhwdgwx</a> for rhyme ideas.</p> <p>Find a recipe in a cookbook or online. Find/buy the ingredients and help to make the recipe.</p> <p>Practice putting socks and shoes on independently. This is a really important skill for school and it takes time to be able to do completely by yourself.</p>