

Handwriting

abcdefghijklmnopqrstuvwxyz

In Year Two children learn how to join letters. We use the Nelson Handwriting Scheme.

The joining groups divide the letters according to how they will join to other letters.

Group 1

a c d e h i k l m n n s t u

Thirteen letters with exit flicks plus s

Group 2

a c d e g i j m n o p q r s u v w x y

Nineteen letters which start at the top of the x height

Group 3

b f h k l t

Six letters which start at the top of the ascender

Group 4

f o r v w

Five letters which finish at the top of the x height

There are eight letters after which no join is made.

These are called break letters.

b g j p q x y z

The joins.

The first join is group 1 letters to group 2 - in am

The second join is group 1 letters to group 3 - ab ch

The third join is group 4 letters to group 2 - ou wo

The fourth join is group 4 letters to group 3 - wh ob



There are eight letters after which no join is made.

We are beginning to teach the joins.

Please find attached a range of handwriting sheets for Year 2. Each sheet focuses on a different aspect of handwriting e.g. different types of joins, letters, breaks etc.

Feel free to print the sheets off to complete and practise at home.

Name _____ Date _____



A Trace and write the pattern and the letters.

eee

eee


ed ed

le le

te te

B Trace and write the words.


bed bed



led led




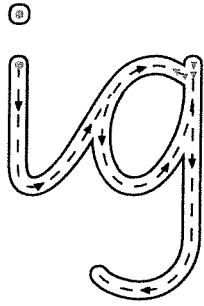
ted ted



Diagonal join to Set 1 letters



Name _____ Date _____



A Trace and write the pattern and the letters.

ic ic


id id

ig ig

in in

B Trace and write the words.

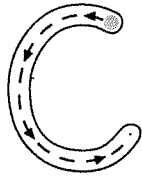
lid lid



dig dig

Stig Stig

Diagonal join to Set 1 and 2 letters



A Trace and write the pattern and the letters.

icac icac

ice ice

ace ace

cer cer

B Trace and write the words.

mice mice

nice nice

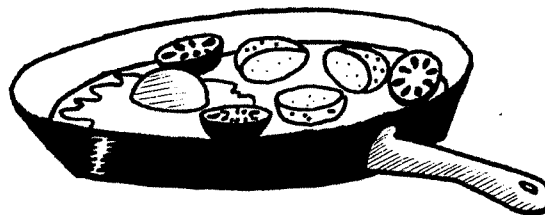
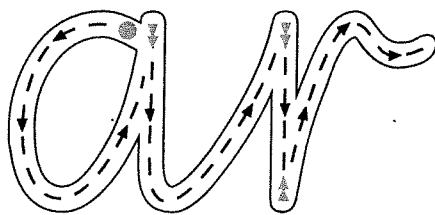
rice rice

price price



Practising joining to and from the letter c

Focus



A Trace and write the pattern and the words.

uuu uuu

an an

B Trace and write the words.


can can



nan nan

man man

tan tan


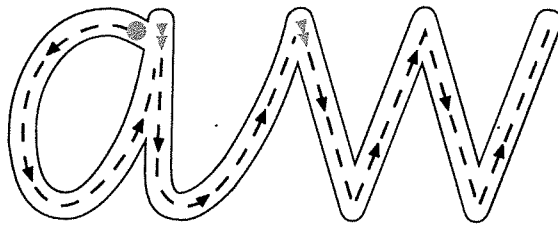


pan pan

Diagonal join to Set 3 letters



Focus



A Trace and write the pattern and the letters.

~~~~~

aw aw

ew ew

ex ex


**B** Trace and write the words.

paw paw

saw saw

dew dew

new new




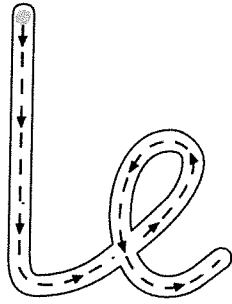
Diagonal join to Set 4 letters



# UNIT 18

Focus

Name \_\_\_\_\_ Date \_\_\_\_\_



**A** Trace and write the pattern and the letters.

lelele lelele

le le

el el

al al

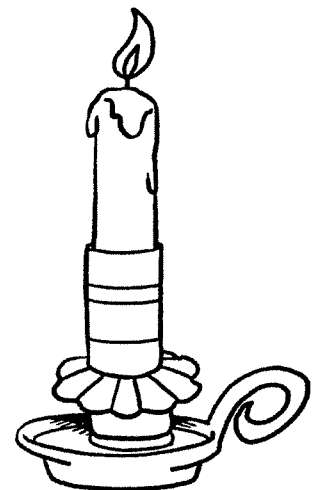
**B** Trace and write the words.

candle

handle

camel

petal



Practising the diagonal join


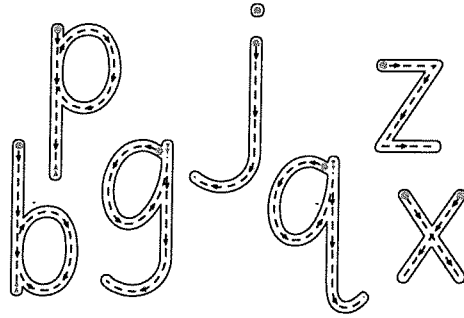
Book 2



Nelson Handwriting © Oxford University Press 2016. No sharing, copying or adaptation of materials permitted except by subscribers to Oxford Owl



Name \_\_\_\_\_ Date \_\_\_\_\_



Trace and write the letters.

b b

p p

g g


q q

y y

j j


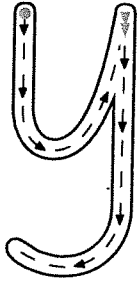
z z

x x



Introducing break letters

Name \_\_\_\_\_ Date \_\_\_\_\_



A Trace and write the letters.

b b p p

g g q q

y y j j

x x z z

B Trace and write the words.

boy


enjoy

join

point

good

book



Practising break letters

## Extension

A Trace and write the words.

tail tale

sail sale

pail pale

mail male

B Use a dictionary to choose the correct homophone.  
Trace and write the sentences below.

The gecko had a long (tale/tail).

Hayley asked if the tortoise was for (sail/sale).

He turned (pale/pail) as the snake slid past.

Practising joining to the top



# UNIT 2

Name \_\_\_\_\_ Date \_\_\_\_\_

## Extension

**A** Trace and write the words.

see

meet

week

feet

tee

leek

seem

flee

reed

been

peel

reel

**B** Change the *ee* in each word above to *ea*. Write the new words.  
The first one has been done for you.

sea

**C** Write a sentence containing the words *sea* and *see*.


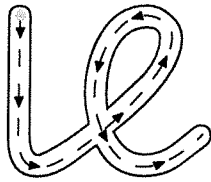
Practising the join from the letter **e**



# UNIT 3

## Focus

Name \_\_\_\_\_ Date \_\_\_\_\_



**A** Trace and write the pattern and the letters.

ie ie


ie ie

**B** Trace and write the words and the sentence.

is is

bike bike

I asked why my bike is white.



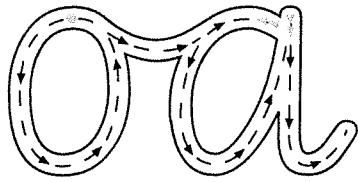
Practising joining from the letter i



# UNIT 4

## Focus

Name \_\_\_\_\_ Date \_\_\_\_\_



**A** Trace and write the pattern and the letters.

ooo ooo . . . . .

oa oa . . . . .

ow ow . . . . .


oe oe . . . . .

**B** Trace and write the words.

load load . . . . .

road road . . . . .


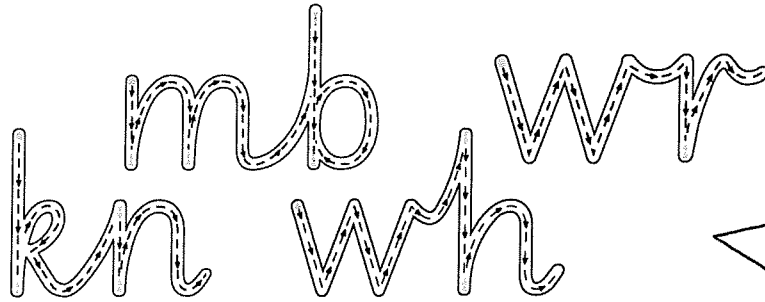
toad toad . . . . .



Practising the horizontal join



Name \_\_\_\_\_ Date \_\_\_\_\_



**A** Trace and write the pattern and the letters.

eee eee . . . . .

el el . . . . .

ay ay . . . . .

oc oc . . . . .


ot ot . . . . .

**B** Trace and write the words.

knee knee

kneel kneel

knock knock



Reviewing the four handwriting joins

Extension

A Trace and write the words.

ball hall

also almost

usual capital

B Trace and copy the poem.

There once was a man of Bengal

Who was asked to a fancy dress ball,

He murmured "I'll risk it and go as a biscuit."

But a dog ate him up in the hall



Anonymous

Practising joining to ascenders

