

Templemoor Infant and Nursery School






Nursery Home Learning: **Week Beginning 13th July 2020**



Hello Nursery children and parents. Welcome to another week of home learning. We do love to see what you are doing and learning at home so please do keep emailing us.

Please email me at homelearningn@templemoor.trafford.sch.uk

Happy learning!

Subject Area	Task to Complete
Phonics	<p>Just a reminder of the letter sounds we have already learned at Nursery: - m, a, s, d, t, i, n, p, g, o, c, k, e, b, f, l, h, j, v, y, w and z.</p> <p>This week's sound is 'q'</p>  <p>If you have a printer your child might want to complete the 'q' workbook attached. If you don't have a printer why not look at the pictures together and talk about them.</p> <p>Have a look at some photographs of the Queen, Queen Elizabeth II. What does she look like? What does she wear on special occasions? Where does she live? Look at the different places she lives e.g. Buckingham Palace, Windsor Castle.</p> <p>Show your child the pictures of the Queen on stamps, coins and bank notes. You might want to make a crown fit for a queen (or a king)!</p> <div></div>



This week also continue to encourage your child to :-

- Recite numbers to 10 forwards and backwards.
- Continue to practice recognising the numbers 1 to 5 / 1 to 10. Put the numbers in order.
- Count out sets of up to 5/10 or more objects.
- Compare two sets of objects saying whether they are the same or different. Which has more/fewer?
- Watch Numberblocks on CBeebies.

Project Work

This week we are going to continue to learn about our senses. Let's concentrate on the senses of smell and taste.

Smelling game

Using paper / plastic cups, place a cotton wool ball into each cup. On each cotton wool ball add a scent. Here are a few suggestions :- toothpaste, coffee, perfume, chocolate powder, lemon juice, cinnamon, pesto, vinegar.

Cover each cup with a piece of greaseproof paper or paper and secure with a rubber band. Place pin pricks into the paper enough holes to enable the smell to come through.

Can your child identify the smells. Try the game out on the whole family!



Taste Test.

Prepare some different food items for your child to taste. Ideally have a variety of food items so that they can explore sweet, salty, tangy, sour and spicy. When trying the foods, eat them with you child and talk about the food e.g. it is salty? Explain to them about some other salty foods they might know. Talk with your child if they like/dislike it.

	<div data-bbox="896 71 1264 598" data-label="Image"> </div> <p data-bbox="453 640 1445 714">You might want to do some blindfold tasting. Can your child guess the food without seeing it?</p> <div data-bbox="916 754 1260 983" data-label="Image"> </div>
Online Learning	<p data-bbox="453 1025 1190 1061">Take a look at this website for some great maths games.</p> <p data-bbox="453 1066 1430 1102">https://home.oxfordowl.co.uk/kids-activities/fun-maths-games-and-activities/</p>
Other tasks to complete	<p data-bbox="453 1144 1377 1261">Can you learn the rhyme 'The Queen of Hearts she made some tarts'? Why not make some jam tarts too. You can find a simple recipe on the home learning page.</p> <div data-bbox="1102 1218 1382 1597" data-label="Image"> </div> <p data-bbox="453 1601 1235 1637">Cosmic Yoga on You tube or Sticky Kids songs on You tube.</p>