

# Templemoor Infant and Nursery School


Nursery Home Learning: **Week Beginning 29th June 2020**











Hello Nursery children and parents. Welcome to another week of home learning. We do love to see what you are doing and learning at home so please do keep emailing us.

Please email me at **homelearningn@templemoor.trafford.sch.uk**

Happy learning!

Subject Area	Task to Complete
Phonics	<p>Just a reminder of the letter sounds we have already learned at Nursery:- m, a, s, d, t, i, n, p, g, o, c, k, e, b, f, l, h, j, v and y.</p> <p>This week's sound is 'w'</p>  <p>RWI phrase - down, up, down, up</p> <p>Have a try at answering the quiz on the home learning page. All of the answers start with the 'w' sound.</p> <p>Play the 'Sorting Sounds' Powerpoint 'w' activity that can be found on the home learning page.</p> <p>Why not try to complete the 'W' workbook?</p>

<p>Reading / Storytelling</p>	<p>When sharing stories together can you spot this weeks sound 'w' in the text.</p> <p>Can you tell a story including the following things :-</p> <div data-bbox="451 271 1302 801">  walk  window  wheel  wall  web  worm  watch </div>
<p>Speaking and Listening</p>	<p>Look out of a window. Talk to your child about what they can see. Ask some open questions e.g. questions that start with :- where, why, how?</p>
<p>Writing</p>	<p>Talk to your child about how to write a 'w'. Using the phrase "Down, up, down, up."</p> <p>Using a bucket of water and some brushes. Can you paint lots of this week's letter 'w'? Can you paint your name? What else can you paint – shapes, letters, numbers etc.? Even just painting the walls or the pavement are good skills for exercise and muscle building in preparation for writing. You will be surprised at how long this activity will occupy your child!</p> 
<p>Mathematics</p> <p>Mathematics continued...</p>	<p>Talk with your child about what day it is. What day will it be tomorrow? What day was it yesterday?</p> <p>At nursery we sing the 'Days of the Week song' to the tune of the Adams Family. Can your child remember the song to help them remember the order of the days of the week.</p> <p>You could make your own simple calender with your child. This will help them to learn the days of the week. Next to some of the days you could write /draw something you are going to do together. Then when you are talking with your child you can say e.g. On Sunday we are going to bake some cakes.</p> <p>Also talk about how many days are in a week and which days are the weekend.</p>

## Project Work

This week we are going to be learning about our 5 senses. What are our 5 senses? (Sight, touch, taste, smell, hearing).

You can find a Powerpoint called 'My Senses' attached to the home learning page.



If you have a printer, there is a cutting and sticking sheet about what parts of the body you use to :- see, touch, smell, taste and hear. If you don't have a printer perhaps you could make your own poster about the senses.



Can you go on a hunt using your 5 senses?

You can find a sheet on the home learning page of what to look out for.




## Online Learning


Can you and your child do 'Sticky Kids' A selection of the Sticky Kids songs are on You tube:

<https://www.youtube.com/channel/UC4u3fUr5gb7MrMLzj6jJ2UA>

Some of our favourites at Nursery are:- Let's Go Walking, Funky Monkey, Bend and Stretch, Old McDonald, Wash Your Dirty Hands, Zooming to the Moon and the Cool Down.



When your child is exercising, ask them if they notice what their body is doing. Do they notice they are getting out of breath? Getting warmer/hotter? Can they feel their heart beating faster?

	<p>Ask them to put their hand on their chest to feel their heart beating.</p> 
<p>Other tasks to complete</p>	<p>If you know someone that has got married and you have some photos, show your child photos of the wedding and talk about them. Talk about what happens at a wedding. Explain what is happening in the photos and who is who.</p> <p>If you have a globe or a map of the world or a book of maps, have a look with your child. Show your child where the water is and where the land is. Point out where we live. Can you find anywhere else that you/your child have been to or countries they may know the names of?</p>