

Templemoor Infant and Nursery School


Nursery Home Learning: **Week Beginning 11th May 2020**





Hello Nursery children and grown-ups! I am really enjoying receiving emails with photos and even some short videos of your home learning and other things you are doing at home. I will always email you back!

Please email us at homelearningn@templemoor.trafford.sch.uk

Here are this week's tasks so you can keep up with learning at home. Happy learning! From Mrs Berry and Mrs Rowland.

Subject Area	Task to Complete
Phonics	<p>Just a reminder of the letter sounds we have already learned at Nursery:- m, a, s, d, t, i, n, p, g, o, c, k, e, b, f and l.</p> <p>This week's sound is 'h'</p>  <p>'Down the horses head to his hooves and over his back'</p> <p>Find things around you in the house or on your daily exercise that start with 'h'. Go on an 'h' letter hunt. Play 'Kim's Game' using objects beginning with 'h'. Play the sorting sounds powerpoint 'h' that can be found on the home learning page.</p>
Reading	<p>Let your child be the storyteller. They can 'read' the pictures to you and talk about what's happening on each page.</p> <p>When sharing books during the week, can your child spot any of this week's sound 'h' in the text?</p> <p>'Handa's Surprise' by Eileen Browne is a story we regularly read at nursery. You can watch the animation</p>

Speaking and Listening	<p>of the story on Youtube. Just search for 'Handa's Surprise Picture Book Animation', or follow this link: https://www.youtube.com/watch?v=ocnRQi89nK8</p>  <p>Speaking. The more you talk together the more words your child will learn. Don't assume your child knows what a word means, explain meanings of words to them.</p> <p>Listening skills game. Visit www.phonicsbloom.com Then go to Phase 1 and select the 'What's behind the door' game. You need to listen to the different animal sounds and see if you can guess the animal. Listen out for the horse sound too!</p>
Writing	<p>Talk to your child about how to write an 'h'. Using the words 'down the horses head to his hooves and over his back'. Encourage your child to write the letter in the air and then try to write some letter 'h'.</p> <p>Encourage your child to keep practicing writing their name, trying to form letters correctly. If your child can write their first name and can form some/most of the letters correctly, perhaps they could try to write their surname.</p>
Mathematics	<p>Can you sing some counting songs with your child? E.g. 5 little speckled frogs, 5 currant buns in a bakers shop. There is a great number song on the the BBC teach website. Just go to School Radio – EYFS- Nursery Songs and Rhymes - All Nursery Rhymes and songs A to Z. The song is called 'One big hippo balancing'. Or follow this link: https://www.bbc.co.uk/teach/school-radio/nursery-rhymes-one-big-hippo-balancing/zkfxwtu</p> <p>You will find lots of other songs on their too. Perhaps you can both find your favourite song/rhyme?!</p> <p>What 2D shapes does your child know the name of e.g. circle, square, rectangle, square, star and heart. When around your home or sharing books can your child spot any shapes?</p>
Project Work	<p>Can your child draw around their hand and cut it out (they might need some help with this) Can they use their hand to create a creature you might find at the seaside or in the sea?</p>

	<p>Or create some creatures using hand prints. If your child doesn't want to create sea creatures that's fine! Let them use their imagination - these are just suggestions!</p>  <p>Sing 'Row, Row, Row your boat' It's fun to sing the song together facing each other and rocking forwards and backwards as you sing.</p> <p>A link to the song can be found here: https://www.bbc.co.uk/teach/school-radio/nursery-rhymes-row-row-row-your-boat/zjp7kmn</p>
Online Learning	<p>Play a shape game to reinforce what shapes look like and their names. www.topmarks.co.uk. Then search 'shapes' and the game is 'Shape Monsters' (Please note I don't think there is an end to the game it goes on and on!!)</p>
Other tasks to complete	<p>Can you learn how to jump with two feet together or hop on one foot without falling over. Skills like these take time but practising regularly will help you get there.</p> <p>With the whole family create a 'Things to look forward to' jar. Talk about the things you are looking forward to doing in the future. Where would you like to go? Who would you like to visit. Share your ideas and write them down on slips of paper and put them in the jar.</p>