

# Templemoor Infant and Nursery School


Nursery Home Learning: **Week beginning 4<sup>th</sup> May 2020**


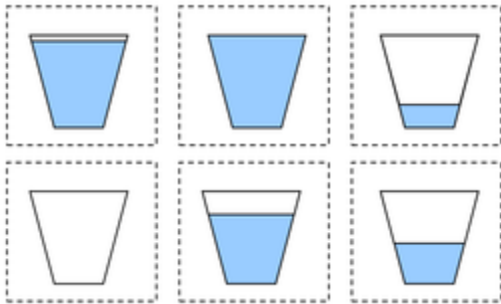


Hello Nursery children and parents!

Here are the activities that Mrs Rowland and Mrs Berry have created for you. We hope you have a lovely week. We are really enjoying seeing what you are getting up to at home. Your photographs really make us smile!

Here you will find a range of tasks that have been set by your child's class teacher to keep up with learning at home. We have given your child a book to record their learning progress. Happy learning!

Subject Area	Task to Complete
Phonics	<p>Just a reminder of the letter sounds we have already learned at Nursery:- m, a, s, d, t, i, n, p, g, o, c, k, e, b and f.</p> <p>This week's sound is 'l'</p> <div data-bbox="711 1153 979 1559"><p>Down the long leg.</p></div> <p>Find things around you in the house or on your daily exercise that start with 'l'.</p> <p>Play the 'l' matching game (see the home learning section on our website).</p> <p>Go on an 'l' letter or word hunt. You could hide the pictures in the matching game!</p> <p>Play 'Kim's Game' like last week, only this time use objects beginning with 'l'.</p> <p>Play 'Spin and Colour' (see the home learning section on our website).</p> <p>Play 'Letter Hunt' (see the home learning section on our website).</p>

<p>Reading</p>	<p><b>Reading together</b> - try to share a book or tell a story each day. Why not talk about your favourite character and say why you like them?</p>  <p>Play a describing game - E.g. 'I'm thinking of something that is made of wood.' 'It has 4 legs.' 'It has a cushion.' 'You can sit on it.' Add challenge to the game by leaving the easy clues until the end or by making your clues harder. When your child is confident, they may be able to have a turn at giving clues – do not worry if this is tricky as it's actually quite a hard thing to do.</p> <p>To link with the sound 'l' you could describe some things starting with 'l' e.g. ladder, lion, lamp, letter, lips, lizard, lemon and ladybird.</p>
<p>Speaking and Listening</p>	<p>Talk to your child about how to write an 'l'. Using the words 'down the long leg'. Can your child try to write some letter 'l's'?</p> <p>Your child could draw pictures of items starting with the 'l' sound. Can they make a book about items starting with l? They might want to try to copy write words to go with the picture they have drawn.</p> <p>Encourage your child to keep practicing writing their name, trying to form letters correctly.</p>
<p>Writing</p>	<p>Exploring capacity. Using different sized plastic containers, tip and pour water into the different containers. Model the language:- full, empty, half full, almost full, almost empty. Encourage your child to use the language that you have modelled.</p> 
<p>Mathematics</p>	<p>Put chairs /cushions together - can you make a bus /train /aeroplane? Where are you going? You might be going to the seaside. What do you need to take? Do you need to make tickets?</p> <p>On a trip to the seaside or coast you might see a lighthouse. Talk to your child about the purpose of a lighthouse.</p>
<p>Project Work</p>	

	<p>Can you make a lighthouse using junk materials? You could paint your lighthouse (add some pva glue to the paint to stop it from flaking). Or you could glue some strips of paper to your lighthouse instead.  <b>Or</b> you could paint or draw a picture of a lighthouse.</p> <div data-bbox="507 255 1098 660" data-label="Image"> </div> <p>Take a photograph on a phone of your art work and send it to a friend or family member (don't forget to send a picture to us too!)</p>
Online Learning	<p>Look at the photograph of a limpet on the home learning page. With your child, can you use the internet to find out what a limpet is? What does one look like? Where would you find a limpet? What does a limpet live on?</p> <p>Show your child how to use e.g. Google. Top tip when searching for something add 'For kids'. You could also watch 'Reginald the Great Wise Limpet' <a href="https://www.youtube.com/watch?v=uHJD8koEGnE">https://www.youtube.com/watch?v=uHJD8koEGnE</a></p>
Other tasks to complete	<p>Fine motor work to strengthen finger muscles : Make a small washing line and learn how to peg real or dolls clothes onto it. Build finger strength through squeezing the peg.</p> <p>Can you move in different ways? Run, stretch, skip, crawl, dance, jump, climb, swing, gallop and hop. Complete a fabulous Sticky Kids Workout. These can be found here:  <a href="https://stickykids.podbean.com">https://stickykids.podbean.com</a></p> <p>Dance and sing to your favourite songs.</p> <p>If you have any lego, duplo or another construction kit make a model. What can you build? How can you change your model to make it even better? Why not send a photograph of your model to us?</p>