



**Ruth Miskin  
Training**



Tuesday 3<sup>rd</sup> October 2023

## Parent Meeting Set 2 and Set 3 Sounds

Mrs Ree  
Mrs Drinkwater  
Mrs Leigh

# Reading changes everything

---

Teach a child to read and keep that child reading and we will change everything.

**And I mean everything.**

*Jeanette Winterson*

# What is phonics?

---

## Sounds

Words are made up of individual sounds. These sounds are blended together to form words.

mat

ship

## Graphemes

A grapheme is another name for the letters we use to write the sound. In class children, use Fred Fingers to spell. E.g sh – i - p

# English alphabetic code

---

- 44 sounds
- 26 letters
- Over 150+ graphemes (letter combinations)

One of the most complex alphabetic codes in the world.

# Speed Sounds Set 2

## Consonant sounds – stretchy

f	l	m	n	r	s	v	z	sh	th	ng
										nk

## Consonant sounds – bouncy

b	c	d	g	h	j	p	qu	t	w	x	y	ch
	k											

## Vowel sounds – bouncy

a	e	i	o	u
---	---	---	---	---

## Vowel sounds – stretchy

ay	ee	igh	ow
----	----	-----	----

## Vowel sounds – stretchy

oo	oo	ar	or	air	ir	ou	oy
----	----	----	----	-----	----	----	----

# Speed Sounds Set 3

## Consonant sounds

f	l	m	n	r	s	v	z	sh	th	ng
ff	ll	mm	nn	rr	ss	ve	zz	ti		nk
ph	le	mb	kn	wr	se		s	ci		
					c		se			
					ce					

b	c	d	g	h	j	p	qu	t	w	x	y	ch
bb	k	dd	gg		g	pp		tt	wh			tch
	ck				ge							
	ch				dge							

## Vowel sounds

a	e	i	o	u	ay	ee	igh	ow
	ea				<u>a-e</u>	<u>e-e</u>	<u>i-e</u>	<u>o-e</u>
					ai	y	ie	oa
						ea	i	o
						e	y	

oo	oo	ar	or	air	ir	ou	oy	ire	ear	ure
<u>u-e</u>			oor	are	ur	ow	oi			
ue			ore		er					
ew			aw							
			au							

# Picture Phrases

ay



may I play?

2. day, play, may, way, lay, say, tray, spray

aw



yawn at dawn

3. saw, raw, law, straw, dawn, paw,  
crawl, jaw, claw, yawn



# ‘Special Friends’, ‘Fred Talk’


---

spray

crawl



# Sounds + blending = word reading



spray

# Teaching a Set 2/ 3 sound - **in action**

<https://schools.ruthmiskin.com/training/units/227>



# How do I use the Virtual Classroom?

## Phonics videos are emailed half termly




---

1. Set aside 10 minutes to watch a film with your child 3 times a week.
2. Find a quiet space for your child to watch the film on a laptop or tablet or phone.
3. Praise your child as they join in with the lesson – make it fun!

The more they practise using these films, the quicker they'll learn to read.

Practice at home- Reading books are sent home every Friday- please read frequently throughout the week and return the following Friday.

Speedy Green Words- a sheet of words that we are covering in the following week. (Pre-read)



# What can I do?

---

1. Practise the sounds and phrases.
2. Practise reading sounds speedily.
3. Read the books sent home. Talk about the story, question for understanding.
4. Help your child use 'Special Friends', 'Fred Talk' to read words.
5. Watch the Virtual Classroom films together.
6. Share good quality books with your child.  
(Library books)

## Online resources available

---

Ruth Miskin Parents' Page:

<https://www.ruthmiskin.com/parents/>

Ruth Miskin Facebook:

<https://www.facebook.com/miskin.education>

Free e-books for home reading:

<http://www.oxfordowl.co.uk/Reading/>

# Reading changes everything

---

Teach a child to read and keep that child reading and we will change everything.

**And I mean everything.**

*Jeanette Winterson*

# Any questions?

---

